



2008-2009 GMT Quarterly Report for District (or Undistricted) **District A 9**



GMT: **TERRY GRAHAM**

Location: **ONTARIO**

GMT CA: **1 & 2**

CLUBS

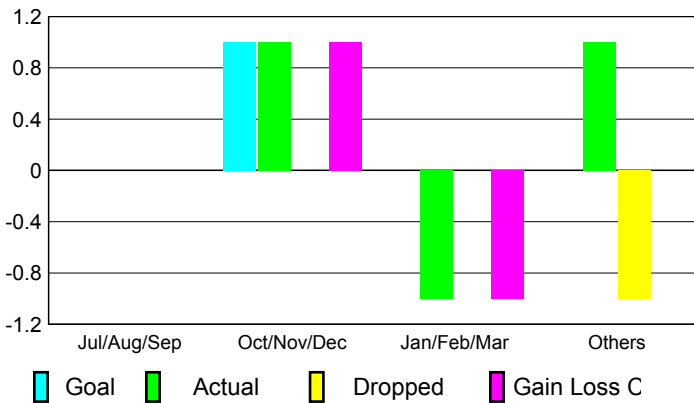
Club Results 2008-2009

Clubs 2007-2008

Month	New Club Goal	Actual New Clubs	Actual Dropped Clubs	Gain/Loss of Clubs	Gain/Loss of Clubs
Jul/Aug/Sep	0	0	0	0	0
Oct/Nov/Dec	1	1	0	1	0
Jan/Feb/Mar	0	-1	0	-1	0
Apr/May/June	0	1	-1	0	1
Totals	1	1	-1	0	1

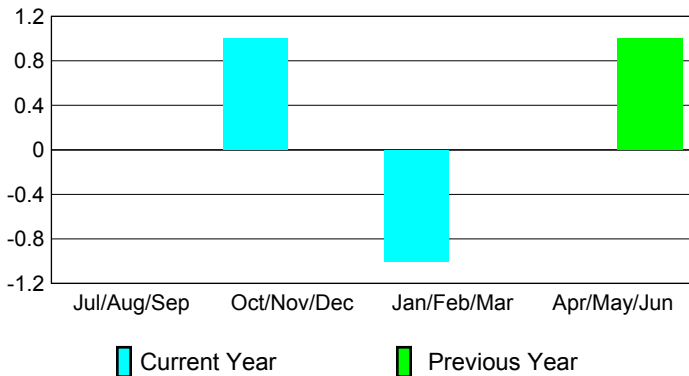
Club Results 2008-2009

Goal, New, Dropped, Gain/Loss



Comparison of Club Gain/Loss

Current Year Compared to the Previous Year



YTD Status Quo Clubs 2008-2009

Status Quo Clubs Compared to Status Quo Members



MEMBERSHIP

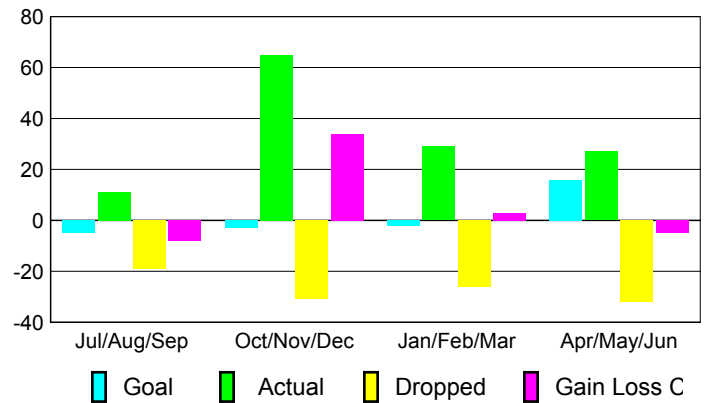
Membership Results 2008-2009

Membership 2007-2008

Month	Net Memb Goal	Actual New Memb	Actual Dropped Memb	Gain/Loss of Memb	Gain/Loss of Memb
Jul/Aug/Sep	-5	11	-19	-8	-8
Oct/Nov/Dec	-3	65	-31	34	-3
Jan/Feb/Mar	-2	29	-26	3	0
Apr/May/June	16	27	-32	-5	30
Totals	6	132	-108	24	19

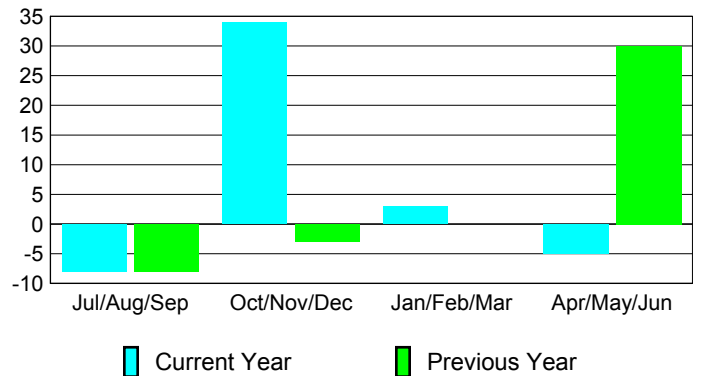
Membership Results 2008-2009

Goal, New, Dropped, Gain/Loss

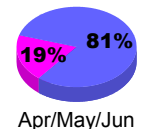
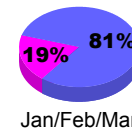
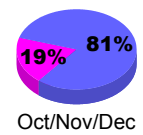
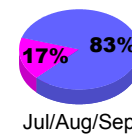


Comparison of Membership Gain/Loss

Current Year Compared to the Previous Year



Gender Comparison 2008-2009



Male

Female